

Classic Stars

Quilt is 59" x 77".

Supplies

Blocks:


12 assorted Fat Quarters*

Background: 3 $\frac{5}{8}$ yards

Binding: 5 $\frac{1}{8}$ yard

Backing: 4 $\frac{7}{8}$ yards

*Fat Quarter=18" x 22"



moda

MODAFABRICS.COM

BSPK1309 — SUGGESTED RETAIL \$6.00

moda
Bella
SolidsTM

12 pack Classic Stars

Which colors will you choose?

Quilt is 59" x 77".

Classic Stars

Quilt is 59" x 77".

Cutting

Stars:

From EACH of the 12 Fat Quarters cut:

1-4½" x 22" strip

From the strip, cut 4-4½" squares

4-2½" x 22" strips

From the strips, cut 32-2½" squares

Background:

22-5½" x width of fabric strips

From 9 strips, cut 63-5½" squares

From 13 strips, cut 110-5½" x 4½" rectangles

moda

Binding:

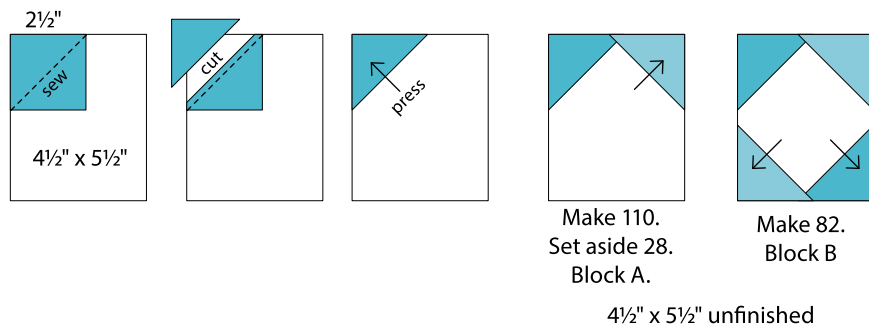
7-2½" x width of fabric strips.

Sew the strips end to end to make the binding.

Construction

Use ¼" seams. Press in the direction of the arrows in the diagrams.

1 Star Points: Draw a diagonal line on the wrong side of 384-assorted 2½" squares. Layer a marked square on the corner of a 5½" x 4½" background rectangle. Sew on the diagonal line. Cut the assorted square ¼" from the sewn line. *Do not cut off the corner of the background square. This needed to ensure that the final block corners are square.* Press to the corner to form a triangle. Repeat on the opposite corner. Make 110. Set aside 28 for Block A. Repeat on the remaining 2 corners for Block B to make 82.


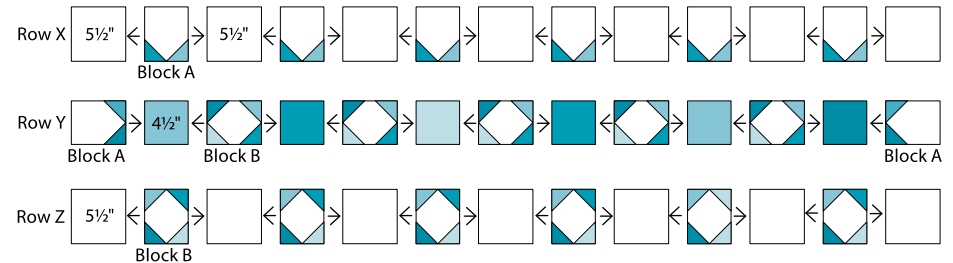


2 Assemble the quilt

Row X: Join 6 Block As and 7-5½" background squares as shown. Make 2 rows.

Row Y: Join 2 Block As, 5 Block Bs and 6-4½" assorted squares as shown. Make 8 rows.

Row Z: Join 6 Block Bs and 7-5½" background squares as shown. Make 7 rows. Join the rows.



3 Layer, quilt and bind.

moda