

# Cross Street

Quilt is 68" x 88".

## Supplies


Blocks: 12 assorted Fat Quarters\*

Background: 3 $\frac{5}{8}$  yards

Binding:  $\frac{2}{3}$  yard

Backing: 5 $\frac{1}{3}$  yards

\*Fat Quarter = 18" x 22"



Cross  
Street  
Quilt is 68" x 88".

12 pack

*Which colors will you choose?*

*moda*  
**Bella**<sup>TM</sup>  
**Solids**

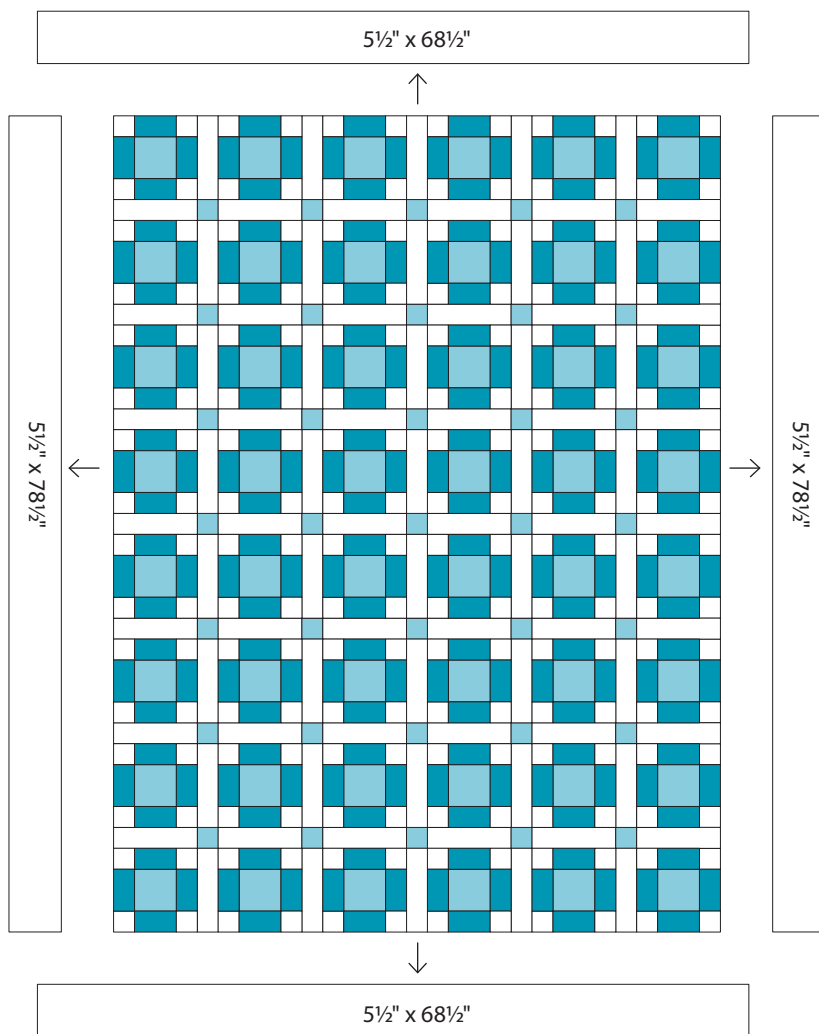


*moda*

MODAFABRICS.COM

BSPK1403 — SUGGESTED RETAIL \$6.00

- 4 Sew the  $5\frac{1}{2}$ " x  $78\frac{1}{2}$ " background strips to the quilt sides.  
 Sew the  $5\frac{1}{2}$ " x  $68\frac{1}{2}$ " strips to the top and bottom.  
 Layer, quilt and bind.



*moda*

# Cross Street

Quilt is 68" x 88".

## Cutting

### Block prints

From EACH of the 12 assorted Fat Quarters cut

2- $4\frac{1}{2}$ " x 22" strips

2- $2\frac{1}{2}$ " x 22" strips

1- $2\frac{1}{2}$ " x 11" strip (There will be 3 extra strips.)

### Background

6- $8\frac{1}{2}$ " x width of fabric strips

From the strips, cut 9- $8\frac{1}{2}$ " x 11" and 47- $8\frac{1}{2}$ " x  $2\frac{1}{2}$ " rectangles

8- $5\frac{1}{2}$ " x width of fabric strips

Sew the strips end to end. From this long strip cut

2- $5\frac{1}{2}$ " x  $78\frac{1}{2}$ " and 2- $5\frac{1}{2}$ " x  $68\frac{1}{2}$ " strips for the borders

12- $2\frac{1}{2}$ " x width of fabric strips

From the strips, cut 24- $2\frac{1}{2}$ " x 22"

### Binding

8- $2\frac{1}{2}$ " x width of fabric strips

Sew end to end to make the binding.

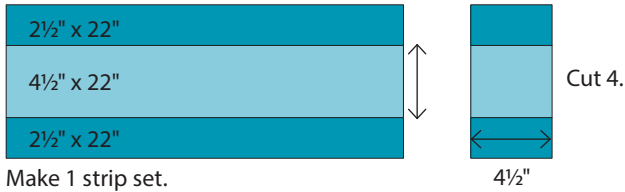
*moda*

**Construction** Use  $\frac{1}{4}$ " seams. Press in the direction of the arrows in the diagrams.


# 1 Blocks

(A) Select 2 matching  $2\frac{1}{2}$ " x 22" strips and 1 matching  $4\frac{1}{2}$ " x 22" strips.  
Choose 1 coordinatng  $4\frac{1}{2}$ " x 22" strip.

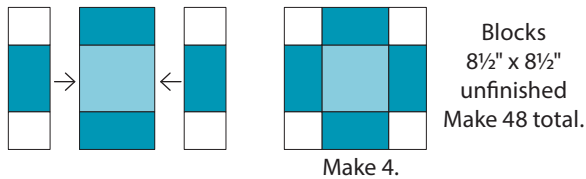
(B) Join  $2-2\frac{1}{2}$ " x 22" strips and the coordinatng  $4\frac{1}{2}$ " x 22" strip.



(C) Join  $2-2\frac{1}{2}$ " x 22" background strips and the matching  $4\frac{1}{2}$ " x 22" strip.  
Make one strip set. Cut into 8 units  $2\frac{1}{2}$ " wide.

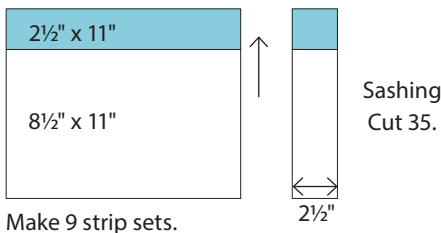


(D) Join the units as shown to make 1 block. Make 4.  
Repeat the steps to make a total of 48 blocks.




# 2

Join a  $2\frac{1}{2}$ " x 11" print and a  $8\frac{1}{2}$ " x 11" strip as shown. Make 9 strip sets.  
Cut 35 sashing units  $2\frac{1}{2}$ " wide.



# 3

Arrange and sew 6 blocks and  $5-8\frac{1}{2}$ " x  $2\frac{1}{2}$ " background rectangles to make Row A as shown. Make 8 Row As.  
Arrange and sew 5 sashings and  $1-8\frac{1}{2}$ " x  $2\frac{1}{2}$ " background rectangle to make Row B as shown. Make 7 Row Bs.  
Join the rows alternating Rows A and B as shown.



*moda*